


BETON TROWEL

CONCRETE FINISHING
& COMPACTION



PRICE
LIST

Price list April 2025



CE

PRICE LIST

APRIL 2025



TABLE OF CONTENT

	Page
TABLE OF CONTENT	2, 3, 4
POWER TROWEL WALK BEHIND	
EDGER MACHINES BT60 & BT75 (prices include pan)	5
POWER TROWELS BT75 & BT90	6
POWER TROWELS BT90 WITH DIESEL ENGINE	7
POWER TROWELS BT90 WITH FOLDING HANDLE	7
POWER TROWELS BT120	7
TROWEL TRANSPORTER	7
BATTERY MODELS	
POWER TROWEL BATTERY EDGER MODELS	8
POWER TROWEL BATTERY BT75 WALK BEHIND MODEL	8
POWER TROWEL BATTERY BT90 WALK BEHIND MODEL	9
POWER TROWEL BATTERIES & CHARGERS	9
BETON EURO SCREED - BATTERY UNIT	9
RIDE ON TROWELS	
BT750 - LOW RIDER	10
BT900 - LOW RIDER	10
BT900 - HIGH RIDER	11
BT120 - LOW RIDER	12
BT120 - HIGH RIDER	12
RIDE ON TROWEL TRANSPORTER	12
TROWEL BLADES	
FINISH BLADES	13
WIDE FINISH BLADES	13
COMBINATION BLADES	14
DYNAPAC AND MULTIQUIP EDGER BLADES	14
FLOAT SHOES	15
DYNAPAC FINISH BLADES	15
POLYPROPOLINE PLASTIC BLADES	15
EDGER BLADES	16
TREMIX SERIES BLADES	16
PORTATROWEL BLADES	16
FLOAT PANS	17,18
GRINDING BLOCK HOLDER	19
SPREADERS & SPRAYERS	
MATERIAL SPREADER	20
COMPRESSION SPRAYERS	20

PRICE LIST

APRIL 2025



FLATWORK TOOLS

LIGHTWEIGHT BULLFLOAT	21
BRONZE GROOVER ATTACHMENT	22
FLOOR FINISHERS BULLFLOAT TOTE AND TOOL BAG	22
FRESNO FLOAT	22
METAL BROOM WITH WIRE	23
BIG BLUE FLOAT	24
MESH TWIN ROLLER TAMP / TWO HANDED TAMPER	25
HAND LEVELLING SCREEDS - 6 pcs/box mandatory	25
CHANNEL RADIUS FLOAT	25
HEAVY DUTY BUMPCUTTER	26
CHECK ROD	26
WORM DRIVE PITCH	26
CHAIN DRIVE PITCH CONTROL	27
ALUMINIUM SNAP HANDLE	27
CONCRETE SQUEEGIE	27
TEXAS PLACERS	28
FLOOR SCRAPERS	28
CONCRETE BRUSHES	28
DAPPLE BARS	29
ACCESSORIES	29,30

MASTER FINISHER HAND TOOLS

SQUARE END TROWELS - 6 pcs/box mandatory	31
SQUARE END TROWELS - 6 pcs/box mandatory	31
ROUND / SQUARE END TROWELS - 6 pcs/box mandatory	31
ROUNDED POOL TROWELS - 6 pcs/box mandatory	31
POINTED TROWELS - 6 pcs/box mandatory	32
SQUARE BEVEL END MAGNESIUM HAND FLOAT	32
BLUE STEEL HAND EDGERS	32
BLUE STEEL WALKING EDGERS	32
BRONZE HAND EDGERS	33
BRONZE HAND GROOVER	33
BRONZE WALKING EDGERS	34
IRON TAMPS	34
PRY BAR	34
REBAR BENDERS & CUTTERS	34
MINI ROCKER ADAPTOR	35
WOODEN HANDLE WITH STEEL ADAPTOR	35

SCREEDS

BETON EURO SCREED - DRIVE UNIT	36
BETON EURO SCREED PROFILS	36
BETON WIDE BAY TRUSS SCREED	36
BT VIBRA TAMP BULLFLOAT	37

PRICE LIST

APRIL 2025



SAW

BETON CONCRETE SLAB SAWS	38
BETON EARLY ENTRY SAWS	38
SAW BLADES	38

SURFACE PREPARATION

SURFACE PREPARATION	39
BTSP10 DRUM AND CONSUMABLES	39

VIBRATORS

HUMDINGER, VIBRATOR HEAD & FLEXIBLE SHAFT	40
BACKPACK	40
PORT-A-VIBE CONCRETE VIBRATOR	41
ROTAPOKA CONCRETE VIBRATOR	41
ROTAPOKA VIBRATOR HEADS & FLEXIBLE SHAFT, 6 / 12 METERS, Twin claw coupling	42
SUBMERSIBLE PUMP (use with Rotapoka BTHPU power units)	42
VIPER HIGH FREQUENCY INVERTOR TYPE VIBRATOR	42
HIGH FREQUENCY CONVERTOR UNITS	43
HIGH FREQUENCY VIBRATORS	43
PNEUMATIC CONCRETE VIBRATORS	44

COMPACTION

RAMMERS	45
BATTERY RAMMER	45
REVERSIBLE PLATE COMPACTOR	46
FORWARD PLATE COMPACTOR	47
PAVEMENT ROLLER	48
PLATE COMPACTOR - OPTIONS	48
ROLLER	49

CATALYTIC CONVERTOR

CATALYTIC CONVERTOR	50
---------------------	----

LIGHTING

FLOOR FINISHERS LIGHTS	51
------------------------	----

JOINT SEALING

SEALING JOINT	52
JOINT LAYING TROLLEY	52

PRICE LIST

APRIL 2025








EDGER MACHINES BT60 & BT75 (prices include pan)

PHOTO	ITEM N°	DESCRIPTION	PRICE €
	BT60H	60 CM NO ENGINE	1.281,00
	BT60H160	60 CM HONDA GX160 ,5.5 HP Dimensions: L 1490 mm, H 910 mm, W 600 mm Weight: 53-63 kg	1.712,00
	BT60BTP	60 CM BTP200	1.465,00
	BT60HSTOP	60 CM HONDA GX160 WITH MECHANICAL STOP	1.804,00
	BT60HM160	60 CM MORTAR TROWEL WITH HONDA GX160 5.5 HP Dimensions: L 1490 mm, H 910 mm, W 600 mm Weight: 53 kg	1.425,00
	BT60E	60 CM ELECTRIC 230V, 50 HZ Dimensions: L 1490 mm, W 600 mm, H 910 mm Weight: 55 kg	2.641,00
	BT75HE	75 CM NO ENGINE	1.518,00
	BT75HE/6	75 CM NO ENGINE 6-BLADES MODEL	1.700,00
	BT75HE160	75 CM HONDAGX160, 5.5 HP Dimensions: L 1610 mm, W 760 mm, H 960 mm Weight: 72 kg	1.949,00
	BT75HE160/6	75 CM HONDAGX160, 5.5 HP 6-BLADES MODEL	2.162,00
	BT75EBTP	75 CM BTP200	1.702,00

PRICE LIST

APRIL 2025




POWER TROWELS BT75 & BT90			
PHOTO	ITEM N°	DESCRIPTION	PRICE €
	BTPT75H	75 CM Porta Trowel HONDA GX35 INCL. 1 EXTENSION HANDLE 1800MM Dimensions: L 775 mm, W 775 mm, H 480 mm Weight: 20 kg	1.995,00
	BT000056	Porta trowel Extension handle 1800mm	41,00
	BTPT60H	60 CM Porta Trowel HONDA GX35 NOT INCLUDING SNAP HANDLE Dimensions: L 600 mm, W 600 mm, H 420 mm Weight: 18 kg	1.795,00
	BT000055	Aluminium Snap handle 1800mm x45 mm	24,00
	BT75H	75 CM NO ENGINE	1.475,00
	BT75H160	75 CM HONDA GX160, 5.5 HP Dimensions: L 1850 mm, W 780 mm, H 960 mm Weight: 78 kg	1.906,00
	BT75BTP	75 CM BTP200	1.658,00
	BT90HH	90 CM NO ENGINE	1.518,00
	BT90H160	90 CM HONDA GX160, 5.5 HP Dimensions: L 1850 mm, W 960 mm, H 960 mm Weight: 78 kg	1.949,00
	BT90BTP	90 CM BTP200	1.702,00
	BT90H270	90 CM HONDA GX270, 9 HP	2.290,00
	BT90E	90 CM ELECTRIC 230V 50 HZ Dimensions: L 1850 mm, W 960 mm, H 960 mm Weight: 84 kg	3.419,00

PRICE LIST


APRIL 2025




POWER TROWELS BT90 WITH DIESEL ENGINE

	BT90YDK	90 CM YANMAR DIESEL L48 Dimensions: L 1850 mm, W 960 mm, H 960 mm Weight: 88 kg	2.965,00
---	----------------	---	-----------------


POWER TROWELS BT90 WITH FOLDING HANDLE

PHOTO	ITEM N°	DESCRIPTION	PRICE €
	BT90HFH	90 CM NO ENGINE	1.673,00
	BT90HF160	90 CM HONDA GX160, 5.5 HP	2.104,00
		Dimensions: L 1850 mm, W 960 mm, H 960 mm Weight: 78 kg	
	BT90FBTP	90 CM BTP200	1.857,00
BT90HF270	90 CM HONDA GX270, 9 HP	2.452,00	




POWER TROWELS BT120

PHOTO	ITEM N°	DESCRIPTION	PRICE €
	BT120H	120 CM NO ENGINE	1.960,00
	BT120H270	120 CM HONDA GX270, 9 HP	2.717,00
		Dimensions: L 2130mm, W 1040mm, H 1040mm Weight: 118 kg	
BT120H390	120 CM HONDA GX390, 13 HP	3.146,00	

TROWEL TRANSPORTER

PHOTO	ITEM N°	DESCRIPTION	PRICE €
	BT2WIM	2 WHEEL TROWEL TRANSPORTER	101,00

POWER TROWEL BATTERY EDGER MODELS

PHOTO	ITEM N°	DESCRIPTION	PRICE €
	BT60BMCL	60 CM BATTERY MORTAR MODEL 1,5 KW CLOVER ENGINE INCLUDING 18 Ah LiFePo BATTERY and 5A Charger Dimensions: L 1610 mm, W 600 mm, H 960 mm Total Operating Weight: 50 kg NET Weight (without battery kit): 30 kg	4.495,00
	BT60BCL	60 CM BATTERY EDGER MODEL 3 KW CLOVER ENGINE INCLUDING 30 Ah LiFePo BATTERY and 5A Charger Dimensions: L 1610 mm, W 600 mm, H 960 mm Weight: 72 kg	5.795,00
	BT75BECL	75 CM BATTERY EDGER MODEL 3 KW CLOVER ENGINE INCLUDING 30 Ah LiFePo BATTERY and 5A Charger Dimensions: L 1610 mm, W 760 mm, H 960 mm Weight: 80 kg	5.995,00
	BT75BECL/6	6-BLADES 75 CM BATTERY EDGER MODEL 3 KW CLOVER ENGINE INCLUDING 30 Ah LiFePo BATTERY and 5A Charger	6.210,00

POWER TROWEL BATTERY BT75 WALK BEHIND MODEL

PHOTO	ITEM N°	DESCRIPTION	PRICE €
	BT75BCL	75 CM BATTERY MODEL 3 KW CLOVER ENGINE INCLUDING 30 Ah LiFePo BATTERY and 5A Charger Dimensions: L 1850 mm, W 780 mm, H 960 mm Weight: 84 kg	5.950,00

PRICE LIST

APRIL 2025



POWER TROWEL BATTERY BT90 WALK BEHIND MODEL

	BT90BCL	90 CM BATTERY MODEL3 KW CLOVER ENGINE INCLUDING 30 Ah LiFePo BATTERY and 5A Charger Dimensions: L 1850 mm, W 960 mm, H 960 mm Weight: 92 kg	5.995,00
--	----------------	--	-----------------

POWER TROWEL BATTERIES & CHARGERS

	BTCL1005	LiFePo Battery 18Ah for Mortar Model	935,00
	BTCL1015	LiFePo Battery 30Ah	1.375,00
	BTCL1020	Charger 5A	220,00
	BTCL1035	Fast Charger 15A	480,00
	BTCL1030	High Speed Fast Charger 35A	870,00

BETON EURO SCREED - BATTERY UNIT





PHOTO	ITEM N°	DESCRIPTION	PRICE €
	BTS36B	EUROSCREED BATTERY MODEL 1 KW ENGINE INCLUDING 36V10Ah LITHIUM-ION BATTERY and 15A CHARGER (*) Weight: 20 kg (*Alu Profile NOT included)	2.495,00
	BTS36B0010	BATTERY 36V10Ah	1.195,00
	BTS36B0020	CHARGER 36V15A	315,00

PRICE LIST

APRIL 2025



BT750 - LOW RIDER

PHOTO	ITEM N°	DESCRIPTION	PRICE €
	BT750-2PFH13	75 CM RIDE ON TROWEL PAN MACHINE POWERED BY HONDA GX390 13 HP, MANUAL STEERING, RECOIL STARTER Dimensions: L 1800 mm, W 1000 mm, H 1000 mm Weight: 190 kg	6.838,00
	BT750-2PFH13ES	75 CM RIDE ON TROWEL PAN MACHINE POWERED BY HONDA GX390 13 HP, MANUAL STEERING, ELECTRIC STARTER SPRAY SYSTEM, LED LIGHTS, TRANSPORT BARS Dimensions: L 1800 mm, W 1000 mm, H 1000 mm Weight: 190 kg	7.244,00
	BT750BCL	75 CM RIDE ON BATTERY TROWEL PAN MACHINE POWERED BY 10kW CLOVER ENGINE INCLUDING 8 x 30Ah LiFePo BATTERIES AND 4 x 35A HIGH SPEED FAST CHARGERS. (2 sets of 4 Batteries for continuous working) Dimensions: L 1800 mm, W 1000 mm, H 1000 mm Weight: 296 kg	27.995,00
		ADDITIONAL PRICE CHARGING DOCK 4 BATTERIES FOR BT750BCL Replacing the 4 high speed fast chargers	1.900,00




BT900 - LOW RIDER

PHOTO	ITEM N°	DESCRIPTION	PRICE €
	BT900-2PFH24	90 CM RIDE ON TROWEL PAN MACHINE POWERED BY HONDA GX690 24 HP, WITH LIGHTS AND SPRAY SYSTEM, MANUAL STEERING, ELECTRIC STARTER Dimensions: L 1940 mm, W 990 mm, H 1040 mm Weight: 275 kg	8.995,00
	BT900-2OLH24	90 CM RIDE ON TROWEL OVERLAPPER POWERED BY HONDA GX690 24 HP, WITH LIGHTS AND SPRAY SYSTEM, MANUAL STEERING, ELECTRIC STARTER Dimensions: L 1940 mm, W 990 mm, H 1040 mm Weight: 275 kg	8.995,00




PRICE LIST

APRIL 2025



	BT900H-2PFH24	90 CM RIDE ON TROWEL PAN MACHINE POWERED BY HONDA GX690 24 HP, WITH LIGHTS AND SPRAY SYSTEM, HYDRAULIC POWER STEERING , ELECTRIC STARTER Dimensions: L 1940 mm, W 990 mm, H 1040 mm Weight: 285 kg	12.541,00
	BT900BCL	90 CM RIDE ON BATTERY TROWEL PAN MACHINE POWERED BY 10kW CLOVER ENGINE INCLUDING 10 x 30Ah LiFePo BATTERIES AND 5 x 35A HIGH SPEED FAST CHARGERS. (2 sets of 5 Batteries for continuous working) Dimensions: L 1940 mm, W 990 mm, H 1040 mm Weight: 322 kg	31.750,00
		ADDITIONAL PRICE CHARGING DOCK 5 BATTERIES FOR BT900BCL Replacing the 5 high speed fast chargers	2.100,00

BT900 - HIGH RIDER


PHOTO	ITEM N°	DESCRIPTION	PRICE €
	BT900H24TC	90 CM HIGH RIDE ON TROWEL PAN MACHINE POWERED BY HONDA GX690 24 HP, WITH LIGHTS AND SPRAY SYSTEM, TORQUE CLUTCH MANUAL STEERING, ELECTRIC STARTER Dimensions: L 1940 mm, W 990 mm, H 1220 mm Weight: 315 kg	9.951,00
	BT900H-HPFH24.1	90 CM HIGH RIDE ON TROWEL PAN MACHINE POWERED BY HONDA GX690 24 HP, WITH LIGHTS AND SPRAY SYSTEM, HYDRAULIC POWER STEERING , ELECTRIC STARTER Dimensions: L 1940 mm, W 990 mm, H 1220 mm Weight: 360 kg	13.047,00
	BT900HHW	90 CM HIGH RIDE ON TROWEL PAN MACHINE POWERED BY HONDA GX690 24 HP, WITH LIGHTS AND SPRAY SYSTEM, EQUIPPED WITH INBOARD WHEELS HYDRAULIC POWER STEERING , ELECTRIC STARTER Dimensions: L 1940 mm, W 990 mm, H 1220 mm Weight: 368 kg	13.699,00

PRICE LIST



APRIL 2025




BT120 - LOW RIDER

PHOTO	ITEM N°	DESCRIPTION	PRICE €
	BT1200L	120 CM RIDE ON TROWEL PAN MACHINE 5 - BLADES SPIDER, POWERED BY VANGUARD 35 HP, WITH LIGHTS AND SPRAY SYSTEM, MANUAL STEERING, ELECTRIC STARTER Dimensions: L 2540 mm, W 1270 mm, H 1100 mm Weight: 385 kg	12.500,00

BT120 - HIGH RIDER

PHOTO	ITEM N°	DESCRIPTION	PRICE €
	BT1200H35TC	120CM HIGH RIDE ON TROWEL PAN MACHINE 5 - BLADES SPIDER, TORQUE CLUTCH POWERED BY VANGAURD 35HP, WITH LIGHTS AND SPRAY SYSTEM MANUAL STEERING, ELECTRTIC STARTER Dimensions: L 2540 mm, W 1270 mm, H 1360 mm Weight: 490 kg	18.337,00
	BT1200HH37TC	120CM HIGH RIDE ON TROWEL PAN MACHINE 5- BLADES SPIDER, TORQUE CLUTCH POWERED BY VANGUARD 37 HP, WITH LIGHTS AND SPRAY SYSTEM. HYDRAULIC POWER STEERING , ELECTRIC STARTER Dimensions: L 2540 mm, W 1270 mm, H 1360 mm Weight: 540 kg	22.539,00

RIDE ON TROWEL TRANSPORTER

PHOTO	ITEM N°	DESCRIPTION	PRICE €
	BT90120RT	TWO WHEEL RIDE ON TROWEL TRANSPORTER	513,00

PRICE LIST

APRIL 2025



FINISH BLADES

PHOTO	ITEM N°	DESCRIPTION	PRICE €
	F75416D	6" X 10" (75) BT750-2FP RIDER Compatibility: BT750 RIDER, BT75H	26,00
	F75416B	6" X 10" (75) BT75 - BARTELL B430 & BARIKELL 75-MK8 Compatibility: BARTELL, MULTQUIP, BARIKELL, B-MAC	26,75
	F90416	6" X 14" (90) BT90 - STANDARD 1.6MM Compatibility: BT90, BARIKELL, ALTRAD / BELLE / PACLITE, WACKER, MULITQUIP, ALLEN, B-MAC, BARTELL	27,75
	F90416MK10	6" X 14" (90) BARIKELL MK8 WITH 10MM BOLTS Compatibility: BARIKELL	30,00
	F90419	6" X 14" (90) LONG LIFE 1.9MM Compatibility: BT90, BARIKELL, ALTRAD / BELLE / PACLITE, WACKER, MULITQUIP, ALLEN, B-MAC, BARTELL	32,80
	F120416	6" X 18" (120) 1.6MM Compatibility: BT120, MULTQUIP, WACKER, ALLEN, BARTELL, B-MAC, ALTRAD/BELLE/PACLITE	34,00
	F120416MK10	6" X 18" (120) BARIKELL MK8 WITH 10MM BOLTS Compatibility: BARIKELL	40,25
	F120419	6" X 18" (120) LONG LIFE 1.9MM Compatibility: BT120, MULTQUIP, WACKER, ALLEN, BARTELL, B-MAC, ALTRAD/BELLE/PACLITE	41,00
	F120516	6" X 18" (120) 1.6MM SET OF 5 BLADES Compatibility: BT 120, MULTQUIP, WACKER, ALLEN, BARTELL, B-MAC, ALTRAD/BELLE/PACLITE	42,50
	F120419LB	6" X 18" (120) 1.9MM HEAVY DUTY BLADE BAR BARTELL TS100, HTX RIDERS Compatibility: BARTELL, MULITQUIP HTX, BT DIESEL RIDER	40,00

WIDE FINISH BLADES



PHOTO	ITEM N°	DESCRIPTION	PRICE €
	WF90419	8 X 14" (90) REVERSIBLE Compatibility: BT90, BARIKELL, ALTRAD/BELLE/PACLITE, WACKER, MULITQUIP, ALLEN, B-MAC, BARTELL	38,50
	WF120419	8 X 18" (120) REVERSIBLE Compatibility: BT120, MULTQUIP, WACKER, ALLEN, BARTELL, B-MAC, ALTRAD/BELLE/PACLITE	50,00
	WF120519	8 X 18" (120) BLADE SET OF 5 BLADES Compatibility: BT120, MULTQUIP, WACKER, ALLEN, BARTELL, B-MAC, ALTRAD/BELLE/PACLITE	62,50

PRICE LIST


APRIL 2025



COMBINATION BLADES

PHOTO	ITEM N°	DESCRIPTION	PRICE €
	C90419	8 X 14" (90) Compatibility: BT90, BARIKELL, ALTRAD/BELLE/PACLITE, WACKER, MULITQUIP, ALLEN, B-MAC, BARTELL	38,50
	C120419	8" X 18" (120) Compatibility: BT120, MULTIQUIP, WACKER, ALLEN, BARTELL, B-MAC, ALTRAD/BELLE/PACLITE	50,00
	C120519	8" X 18" (120) SET OF 5 BLADES Compatibility: BT120, MULTIQUIP, WACKER, ALLEN, BARTELL, B-MAC, ALTRAD/BELLE/PACLITE	62,50
	C90419A	8 X 14" ADJUSTIBLE UNIVERSAL BLADE Compatibility: ALL MAKES 36" - 90 CM TROWELS/RIDERS	55,00
	C90419MK10	8" X 14" (90) BARIKELL MK8 WITH 10MM BOLTS Compatibility: BARIKELL	45,75
	C120419MK10	8" X 18" (120) BARIKELL MK8 WITH 10MM BOLTS Compatibility: BARIKELL	56,50
	C90419NC	8" X 14" (90) NORTON CLIPPER Compatibility: NORTON CLIPPER, SMG	38,00

DYNAPAC AND MULTIQUIP EDGER BLADES


PHOTO	ITEM N°	DESCRIPTION	PRICE €
	BT366693	BG21 & MQ24 BLADE MULTIQUIP 24" TROWEL & DYNAPAC, ATLAS COPCO & HUSQVARNA 60CM Compatibility: MULTIQUIP, DYNAPAC, ATLAS COPCO, HUSQVARNA, WHITEMAN, B-MAC	28,25

PRICE LIST

APRIL 2025





FLOAT SHOES

PHOTO	ITEM N°	DESCRIPTION	PRICE €
	FS7543	10 X 11" (75) Compatibility: BT75H, BARTELL, B-MAC	34,00
	FS9043	10 X 14" (90) Compatibility: BT90, BARIKELL, ALTRAD/BELLE/PACLITE, WACKER, MULITQUIP, ALLEN, B-MAC, BARTELL	36,00
	FS12043	10 X 18" (120) Compatibility: BT120, MULTIQUIP, WACKER, ALLEN, BARTELL, B-MAC, ALTRAD/BELLE/PACLITE	43,50

DYNAPAC FINISH BLADES

PHOTO	ITEM N°	DESCRIPTION	PRICE €
	BT970990	BG33 CHANNEL MOUNT Diam. 90 Compatibility: DYNAPAC BG33	31,50
	BT702752	BG39 CHANNEL MOUNT Diam. 120 Compatibility: DYNAPAC BG39	44,00

POLYPROPOLINE PLASTIC BLADES

PHOTO	ITEM N°	DESCRIPTION	PRICE €
	F60412P	4 ¾" X 9" (60) - Combo - Plastic - White Compatibility: BT60, BARTELL, BARIKELL, B-MAC, WACKER, ALTRAD/BELLE/PACLITE	47,25
	F75416MP	4 ¾" X 11" (75) - Combo - Plastic - White Compatibility: BT75HE, BARTELL, BARIKELL	54,25
	F90416P	8" X 14" (90) - Combo - Plastic - White Compatibility: BT90, BARIKELL, ALTRAD/BELLE/PACLITE, WACKER, MULITQUIP, ALLEN, B-MAC, BARTELL	65,50
	F120416P	8" X 18" (120) - Combo - Plastic - White Compatibility: BT120, MULTIQUIP, WACKER, ALLEN, BARTELL, B-MAC, ALTRAD/BELLE/PACLITE	87,50
	F90416PR	6" X 14" (90) - Finish - Plastic - White with steel back for riders Compatibility: BT900, BARIKELL, ALTRAD/BELLE/ PACLITE, WACKER, MULITQUIP, ALLEN, B-MAC, BARTELL	69,00
	F120416PR	6" X 18" (120) - Finish - Plastic - White with steel back for riders Compatibility: BT120, MULTIQUIP, WACKER, ALLEN, BARTELL, B-MAC, ALTRAD/BELLE/PACLITE	89,75

PRICE LIST

APRIL 2025



EDGER BLADES

PHOTO	ITEM N°	DESCRIPTION	PRICE €
	F60412	4 ¾ " X 9 " 60 cm Compatibility: BT60, BARTELL, BARIKELL, B-MAC, WACKER, ALTRAD/BELLE/PACLITE	21,25
	F75416M	4 ¾ " X 11 " 75 cm Compatibility: BT75HE, BARTELL, BARIKELL	31,00
	F75416PT	PORTA TROWEL SET OF 4 BLADES, 150 mm x 265 mm, Diam. 75 cm	40,00

TREMIX SERIES BLADES

PHOTO	ITEM N°	DESCRIPTION	PRICE €
	BT32337	G900 TREMIX 902,903 COMBI FINISH BLADE CHANNEL Diam. 90 cm Compatibility: TREMIX 902, TREMIX 903	39,00
	BT22047	G700 TREMIX G700 FINISH BLADE CHANNEL MOUNT Diam. 60 cm Compatibility: TREMIX G700	36,50

PORTATROWEL BLADES

PHOTO	ITEM N°	DESCRIPTION	PRICE €
	F75416PT	PORTA TROWEL SET OF 4 BLADES, 150 mm x 265 mm, Diam. 75 cm	40,00
	F75416PTP	PORTA TROWEL SET OF 4 PLASTIC BLADES, 150 mm x 265 mm, Diam. 75 cm	65,00

PRICE LIST

APRIL 2025



FLOAT PANS			
PHOTO	ITEM N°	DESCRIPTION	PRICE €
	FP9408NP	942 mm FLOAT PAN 8 BRACKETS Compatibility: BT90 & BT900 RIDERS, WACKER/HUSQVARNA, MULTIQUIP, ALLEN, BARIKELL, BARTELL, ALTRAD/BELLE	82,50
	FP9808NP	965 mm Float Pan 8 BRACKETS (BARIKELL style) Compatibility: BARIKELL RIDE ON, KREBER	82,50
	FP9808NPB	980 mm Float Pan 8 BRACKETS (B-MAC style) Compatibility: B-MAC, BMS	82,50
	FP11708P	1170 mm FLOAT PAN 8 BRACKETS PAINTED Compatibility: BT120RIDER - 4 BLADE, MULTIQUIP, BARTELL, ALLEN Available until stock ends	122,50
	FP11708NP	1170 mm FLOAT PAN 8 BRACKETS Compatibility: BT120RIDER - 4 BLADE, MULTIQUIP, BARTELL, ALLEN	122,50
	FP1170/5NP	1170 mm FLOAT PAN PIN TYPE BRACKETS 5 BLADE Compatibility: BT 120CM RIDERS 5-BLADE, MULTIQUIP, ALLEN, BARTELL	122,50
	FP1170/6NP	1170 mm FLOAT PAN PIN TYPE BRACKETS 6 BLADE Compatibility: WHITEMAN, ALLEN	122,50
	FP11705B/NP	1170 mm FLOAT PAN STANDARD BRACKETS 5 BLADE (B-MAC) Compatibility: B-MAC	122,50
	FP1220/5NP	1220 mm FLOAT PAN 10 BRACKETS (WACKER-NEUSON) Compatibility: WACKER HUSQVARNA/BARIKELL	122,50
	FP1200/5NP	1200 mm FLOAT PAN 10 BRACKETS FOR PIN MODEL	122,50
	FP12008NPB	1200 mm FLOAT PAN 8 BRACKETS (B-MAC style) Compatibility: B-MAC	122,50
	FP12308NP	1230 mm FLOAT PAN 8 BRACKETS (WACKER-NEUSON) Compatibility: WACKER-NEUSON/BARIKELL	145,00
	FP1533NP.1	1530 mm FLOAT PAN 6 BRACKETS 4 mm THICKNESS Compatibility: WHITEMAN, ALLEN	295,00

PRICE LIST

APRIL 2025




FLOAT PANS			
PHOTO	ITEM N°	DESCRIPTION	PRICE €
	FP602	60 cm (24") GALVANISED FLOAT PAN 2 BRACKETS 90° Compatibility: BT60, BARIKELL 4 & 6 BLADE, B-MAC 4 & 6 BLADE	44,50
	FP604	60 cm (24") GALVANISED FLOAT PAN 4 BRACKETS 90° Compatibility: BT60, BARIKELL, B-MAC 4 & 6 BLADE, MAKER, ALTRAD/BELLE, WACKER	46,50
	FP604NG	60 cm (24") NON GALVANISED FLOAT PAN 4 BRACKETS 45°	36,50
	FP604PO	60 cm (24") FLOAT PAN 4 BRACKETS 45° Compatibility: ATLAS COPCO, HUSQVARNA BG245	36,50
	FP7504	75 cm (30") GALVANISED FLOAT PAN 4 Brackets 90° Compatibility: BT75 EDGER, BARIKELL EDGER	75,00
	FP7508	75 cm (30") FLOAT PAN 8 Brackets 90° Compatibility: BT750 RIDER	60,00
	FP7504NG	75 cm (30") NON GALVANISED FLOAT PAN 4 Brackets 90° Compatibility: BT75 EDGER, BARIKELL EDGER	60,00
	FP7754	75 cm (30") FLOAT PAN 4 BRACKETS 45° (for 60cm trowel usage - brackets more inside)	54,50
	FP7758	75 cm (30") FLOAT PAN 8 BRACKETS 45° Compatibility: BARIKELL RIDER	60,00

PRICE LIST

APRIL 2025



GRINDING BLOCK HOLDER


PHOTO	ITEM N°	DESCRIPTION	PRICE €
	BT36SH	36" (90) TROWEL PER SET 4	85,50
	BT46SH	46" (120) TROWEL PER SET 4	96,00

PRICE LIST

APRIL 2025



MATERIAL SPREADER

PHOTO	ITEM N°	DESCRIPTION	PRICE €
	BT2WMS	TWO WHEEL TOPPING SPREADER MACHINE Dimensions (not including wheels): L 1000 mm, W 450 mm, H 500 mm.	1.031,00

COMPRESSION SPRAYERS

PHOTO	ITEM N°	DESCRIPTION	PRICE €
	BTSPRAY06L	COMPRESSION SPRAYER 06L 6 bar, spiral hose, range 2,5 meter Weight: 4,8 kg	240,00
	BTSPRAY10L	COMPRESSION SPRAYER 10L 6 bar, spiral hose, range 2,5 meter W 450 mm, H 500 mm Weight: 5,5 kg	264,00

PRICE LIST




LIGHTWEIGHT BULLFLOAT

PHOTO	ITEM N°	DESCRIPTION	PRICE €
	BT350083	900 mm X 200 mm Complete with pitch control head & 3 x 1,8 m extension handles Weight: 4.6 kg	255,50
	BT350084	1200 mm X 200 mm Complete with pitch control head & 3 x 1,8 m extension handles Weight: 5.6 kg	263,00
	BT350085	1500 mm X 200 mm Complete with pitch control head & 3 x 1,8 m extension handles Weight: 6.6 kg	268,50
	BT350086	1800 mm X 200 mm Complete with pitch control head & 3 x 1,8 m extension handles Weight: 7.6 kg	275,50
	BT350072	900 mm X 200 mm BROOM KIT COMPLETE Complete with pitch control head & 3 x 1,8 m extension handles + broom Weight: 5.6 kg	411,00
	BT350073	1200 mm X 200 mm BROOM KIT COMPLETE Complete with pitch control head & 3 x 1,8 m extension handles + broom Weight: 6.6 kg	419,50
	BT350074	1500 mm X 200 mm BROOM KIT COMPLETE Complete with pitch control head & 3 x 1,8 m extension handles + broom Weight: 7.6 kg	441,00
	BT350095	900 mm X 200 mm BLADE ONLY Weight: 2.8 kg	99,00
	BT350096	1200 mm X 200 mm BLADE ONLY Weight: 3.8 kg	105,00
	BT350097	1500 mm X 200 mm BLADE ONLY Weight: 4.8 kg	112,00
	BT350098	1800 mm X 200 mm BLADE ONLY Weight: 5.8 kg	118,00


PRICE LIST




BRONZE GROOVER ATTACHMENT

PHOTO	ITEM N°	DESCRIPTION	PRICE €
	BT17550	BULLFLOAT GROOVER ATTACHMENT 19 mm DEPTH.	32,00

FLOOR FINISHERS BULLFLOAT TOTE AND TOOL BAG

PHOTO	ITEM N°	DESCRIPTION	PRICE €
	BT17302	FLOOR FINISHERS BULLFLOAT TOTE AND TOOL BAG	62,00

FRESNO FLOAT

PHOTO	ITEM N°	DESCRIPTION	PRICE €
	BT750055	900 mm X 120 mm WITH BROOM Complete with pitch control head & 3 x 1,8 m extension handles + broom Weight: 5.3 kg	361,50
	BT750056	1200 mm X 120 mm WITH BROOM Complete with pitch control head & 3 x 1,8 m extension handles + broom Weight: 6.2 kg	379,50
	BT750057	1500 mm X 120 mm WITH BROOM Complete with pitch control head & 3 x 1,8 m extension handles + broom Weight: 7.1 kg	397,50
	BT700044	900 mm X 120 mm BLADE COMPLETE Complete with pitch control head & 3 x 1,8 m extension handles Weight: 4.3 kg	205,50
	BT700045	1200 mm X 120 mm BLADE COMPLETE Complete with pitch control head & 3 x 1,8 m extension handles Weight: 5.2 kg	215,50
	BT700046	1500 mm X 120 mm BLADE COMPLETE Complete with pitch control head & 3 x 1,8 m extension handles Weight: 6.1 kg	226,00

PRICE LIST



	BT790073	900 mm X 120 mm BLADE ONLY Weight: 2.5 kg	53,50
	BT790074	1200 mm X 120 mm BLADE ONLY Weight: 3.4 kg	66,50
	BT790075	1500 mm X 120 mm BLADE ONLY Weight: 4.3 kg	79,00

METAL BROOM WITH WIRE

PHOTO	ITEM N°	DESCRIPTION	PRICE €
	BT14852	600 mm METAL BROOM WITH WIRE TINES 3/4" SPACING To use with extension handle BTCC429	83,00
	BT14862	1200 mm METAL BROOM WITH WIRE TINES 3/4" SPACING To use with extension handle BTCC429	120,00

PRICE LIST





BIG BLUE FLOAT

PHOTO	ITEM N°	DESCRIPTION	PRICE €
	BT111990C	600 mm X 300 mm Complete with pitch control head & 3 x 1,8 m extension handles Weight: 4.4 kg	232,00
	BT111991C	900 mm X 300 mm Complete with pitch control head & 3 x 1,8 m extension handles Weight: 5.7 kg	267,50
	BT111992C	1200 mm X 300 mm Complete with pitch control head & 3 x 1,8 m extension handles Weight: 7.0 kg	303,50
	BT111993C	1500 mm X 300 mm Complete with pitch control head & 3 x 1,8 m extension handles Weight: 8.3 kg	338,00
	BT111994C	1800 mm X 300 mm Complete with pitch control head & 3 x 1,8 m extension handles Weight: 9.6 kg	374,00
	BT111995C	2400 mm X 300 mm Complete with pitch control head & 3 x 1,8 m extension handles Weight: 12.2 kg	450,50
	BT111990	600 mm X 300 mm BLADE ONLY Weight: 2.6 kg	73,50
	BT111991	900 mm X 300 mm BLADE ONLY Weight: 3.9 kg	118,00
	BT111992	1200 mm X 300 mm BLADE ONLY Weight: 5.2 kg	167,50
	BT111993	1500 mm X 300 mm BLADE ONLY Weight: 6.5 kg	219,50
	BT111994	1800 mm X 300 mm BLADE ONLY Weight: 7.8 kg	267,50
	BT111995	2400 mm X 300 mm BLADE ONLY Weight: 10.4 kg	374,00



PRICE LIST



MESH TWIN ROLLER TAMP / TWO HANDED TAMPER

PHOTO	ITEM N°	DESCRIPTION	PRICE €
	BT36RTC	900 mm DOUBLE ROLLER TAMP complete with 3 x 1,8 m EXTENSION SNAP HANDLES	284,50
	BT48RTC	1200 mm DOUBLE ROLLER TAMP complete with 3 x 1,8 m EXTENSION SNAP HANDLES	310,50
	BT16422	DIAMOND PATTERN TWO HANDED HAND TAMPER	121,00

HAND LEVELLING SCREEDS - 6 pcs/box mandatory

PHOTO	ITEM N°	DESCRIPTION	PRICE €
	BTAL20	2,0 m ALUMINUM SCREED WITH TWO HAND GRIPS	41,00
	BTAL25	2,5 m ALUMINUM SCREED WITH TWO HAND GRIPS	47,00
	BTAL30	3,0 m ALUMINUM SCREED WITH TWO HAND GRIPS	53,50
	BTAL45	4,5 m ALUMINUM SCREED WITH TWO HAND GRIPS	69,00
	BTAL50	5,0 m ALUMINUM SCREED WITH TWO HAND GRIPS	75,50
	BT1500AS	1,5 m AUSSIE SCREED WITH CLAMP HANDLE & LEVEL BUBBLE	38,00
	BT3000AS	3,0 m AUSSIE SCREED WITH CLAMP HANDLE & LEVEL BUBBLE	61,00
	BT3600AS	3,6 m AUSSIE SCREED WITH CLAMP HANDLE & LEVEL BUBBLE	68,00
	BT4200AS	4,2 m AUSSIE SCREED WITH CLAMP HANDLE & LEVEL BUBBLE	83,00

CHANNEL RADIUS FLOAT

PHOTO	ITEM N°	DESCRIPTION	PRICE €
	BT101034C	2450 mm X 150 mm Complete with pitch control head & 3 x 1,8 m extension handles. Without outriggers. Weight: 9.5 kg	430,00
	BT101035C	3000 mm X 150 mm Complete with pitch control head & 3 x 1,8 m extension handles. With outriggers. Weight: 10.5 kg	448,50


PRICE LIST




HEAVY DUTY BUMPCUTTER

PHOTO	ITEM N°	DESCRIPTION	PRICE €
	BT101026C	300 cm Complete with pitch control head & 3 x 1,8 m extension handles. Outrigger kit. Weight: 13 kg	425,00
	BT101027C	365 cm Complete with pitch control head & 3 x 1,8 m extension handles. Outrigger kit. Weight: 14 kg	436,50
	BT101028C	500 cm Complete with pitch control head & 3 x 1,8 m extension handles. Outrigger kit. Weight: 15 kg	493,50

CHECK ROD

PHOTO	ITEM N°	DESCRIPTION	PRICE €
	BT101130C	300 cm Complete with pitch control head & 3 x 1,8 m extension handles. Outrigger kit. Weight: 13 kg	425,00
	BT101129C	365 cm Complete with pitch control head & 3 x 1,8 m extension handles. Outrigger kit. Weight: 14 kg	436,50
	BT101128C	500 cm Complete with pitch control head & 3 x 1,8 m extension handles. Outrigger kit. Weight: 15 kg	493,50


WORM DRIVE PITCH

PHOTO	ITEM N°	DESCRIPTION	PRICE €
	BT003300	WORM PITCH DRIVE	90,00


PRICE LIST





CHAIN DRIVE PITCH CONTROL

PHOTO	ITEM N°	DESCRIPTION	PRICE €
	BT003301	CHAIN DRIVE PITCH CONTROL	51,50

ALUMINIUM SNAP HANDLE

PHOTO	ITEM N°	DESCRIPTION	PRICE €
	BT000055	1800 mm X Ø 45 mm SNAPLOCK EXTENSION HANDLE	24,00




CONCRETE SQUEEGIE

PHOTO	ITEM N°	DESCRIPTION	PRICE €
	BT066060C	2000 mm RUBBER SQUEEGIE COMPLETE WITH ERGONOMIC HANDLE	62,50
	BT066061C	750 mm RUBBER SQUEEGIE COMPLETE WITH ERGONOMIC HANDLE	50,50
	BT066061	750 mm RUBBER SQUEEGIE	34,50

PRICE LIST



TEXAS PLACERS

PHOTO	ITEM N°	DESCRIPTION	PRICE €
	BT009989C	TEXAS PLACER, ALUMINUM HEAD, WOOD HANDLE	26,00
	BT009991	TEXAS PLACER, ALUMINUM HEAD, ALUMINUM HANDLE WITH BRACE BAR 10 pcs/box mandatory	30,50
	BT009991H	TEXAS PLACER, ALUMINUM HEAD, ALUMINUM HANDLE WITH BRACE BAR AND HOOK 10 pcs/box mandatory	33,50
	BT009992C	TEXAS PLACER, STEEL HEAD, WOOD HANDLE	26,00
	BT009992TC	TEXAS PLACER, STEEL WITH SERRATED EDGE, WOOD HANDLE	26,00

FLOOR SCRAPERS


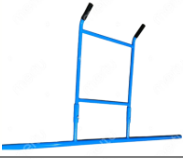

PHOTO	ITEM N°	DESCRIPTION	PRICE €
	BT229FS	229 mm x 114 mm CARBON STEEL WITH STEEL HANDLE	26,00
	BT2105	SLAM SCRAPER	61,00





CONCRETE BRUSHES

PHOTO	ITEM N°	DESCRIPTION	PRICE €
	BTCC256	900 mm CONCRETE FINISHING BROOM	48,50
	BTCC429	FIBER GLASS EXTENSION HANDLE 6 m	63,50

PRICE LIST






DAPPLE BARS			
PHOTO	ITEM N°	DESCRIPTION	PRICE €
	BTDPB0010	LIQUID SCREED DAPPLE BAR 900 MM SINGLE HANDLE 6 pcs/box mandatory	49,50
	BTDPB0020	LIQUID SCREED DAPPLE BAR 2000 MM REMOVABLE TWIN HANDLE 6 pcs/box mandatory	129,50
	BTDPB0030	LIQUID SCREED DAPPLE BAR 3000 MM REMOVABLE TWIN HANDLE 6 pcs/box mandatory	149,50

ACCESSORIES			
PHOTO	ITEM N°	DESCRIPTION	PRICE €
	BT45CB	BASE ADAPTOR FOR USE ON FRESNO BLADE AND BULLFLOAT BLADE WITH ABOVE ADAPTOR. IS AN ECONOMICAL ALTERNATIVE TO USING PITCH CONTROL HEAD.	26,00
	BT45AA	FRESNO BLADE ALL ANGLE ADAPTOR . USE WITH BT45R ABOVE TO FIT HANDLE	20,00
	BT45R	MINI ROCKER ADAPTOR	24,50
	BT800100	900 mm BROOM + ALUMINUM CHANNEL + LUGS Hard	107,50
	BT800101	1200 mm BROOM + ALUMINUM CHANNEL + LUGS Hard	109,50
	BT800102	1500 mm BROOM + ALUMINUM CHANNEL + LUGS Hard	124,50
	BT800100S	900 mm BROOM + ALUMINUM CHANNEL + LUGS Soft	107,50
	BT800101S	1200 mm BROOM + ALUMINUM CHANNEL + LUGS Soft	107,50

PRICE LIST




ACCESSORIES			
PHOTO	ITEM N°	DESCRIPTION	PRICE €
	BT110108	ALUMINUM CHANNEL + LUGS	57,00
	BT800800	900 mm REPLACEMENT HARD BROOM ONLY Hard	50,50
	BT800801	1200 mm REPLACEMENT HARD BROOM ONLY Hard	52,50
	BT800802	1500 mm REPLACEMENT HARD BROOM ONLY Hard	68,00
	BT800800S	900 mm REPLACEMENT SOFT BROOM ONLY Soft	50,50
	BT800801S	1200 mm REPLACEMENT SOFT BROOM ONLY Soft	52,50
	BT800802S	1500 mm REPLACEMENT SOFT BROOM ONLY Soft	68,00
	BT200445	BROOM STEEL ADAPTOR KIT	48,50
	BT14821	CLEVIS ADAPTOR TO 1 3/4" SNAP HANDLE TURN YOUR FRESNO BROOM AND SNAP HANDLE INTO A CONCRETE BRUSH WITH THIS ADAPTOR	32,00

PRICE LIST

APRIL 2025



SQUARE END TROWELS - 6 pcs/box mandatory

PHOTO	ITEM N°	DESCRIPTION	PRICE €
	BT229ECT	229 mm X 100 mm	5,50

SQUARE END TROWELS - 6 pcs/box mandatory

PHOTO	ITEM N°	DESCRIPTION	PRICE €
	BT279FS	279 mm X 100 mm	14,00
	BT279S	279 mm X 120 mm	14,00
	BT300S	300 mm x 100 mm	14,00
	BT356S	356 mm X 100 mm	14,00
	BT406S	406 mm X 100 mm	15,00
	BT457S	457 mm X 120 mm	15,50
	BT508S	508 mm X 120 mm	16,00

ROUND / SQUARE END TROWELS - 6 pcs/box mandatory

PHOTO	ITEM N°	DESCRIPTION	PRICE €
	BT351RF	356 mm X 100 mm	14,00
	BT406RF	406 mm X 100 mm	15,00
	BT508RF	508 mm X 120 mm	16,00
	BT510RF	510 mm X 100 mm	16,00

ROUNDED POOL TROWELS - 6 pcs/box mandatory

PHOTO	ITEM N°	DESCRIPTION	PRICE €
	BT351FR	356 mm X 100 mm	14,00
	BT406FR	406 mm X 100 mm	15,00
	BT457FR	457 mm X 100 mm	15,50
	BT510FR	510 mm X 120 mm	16,00
	BT559FR	559 mm X 120 mm	16,50

PRICE LIST


APRIL 2025




POINTED TROWELS - 6 pcs/box mandatory

PHOTO	ITEM N°	DESCRIPTION	PRICE €
	BT406P	401 mm X 115 mm	15,00
	BT457P	457 mm X 115 mm	15,50
	BT508P	508 mm X 115 mm	16,00
	BT559P	559 mm X 120 mm	16,50


SQUARE BEVEL END MAGNESIUM HAND FLOAT

PHOTO	ITEM N°	DESCRIPTION	PRICE €
	BTMF16	16" X 3.15" 406 mm X 80 mm	24,50
	BTMF20	20" X 3.15" 508 mm X 80 mm	27,00
	BTMF30	30" X 3.15" 762 mm X 80 mm	37,50

BLUE STEEL HAND EDGERS

PHOTO	ITEM N°	DESCRIPTION	PRICE €
	BT6313HE	152 mm X 76 mm, 10 mm R, 13 mm LIP	6,00
	BT6413HE	152 mm X 104 mm, 10 mm R, 13 mm LIP	6,50
	BT6613HE	152 mm X 152 mm, 13 mm R, 16 mm LIP	7,50

BLUE STEEL WALKING EDGERS


PHOTO	ITEM N°	DESCRIPTION	PRICE €
	BT10SWE	229 X 203 mm 6 mm R 10 mm LIP	9,50
	BT22SWE	229X 203 mm 19 mm R 22mm LIP	9,50

PRICE LIST

APRIL 2025




STAINLESS STEEL HAND EDGER

PHOTO	ITEM N°	DESCRIPTION	PRICE €
	BT254SE	254 mm x 102 mm, 13mm R, 16 mm LIP	15,50


STAINLESS STEEL HAND GROOVER

PHOTO	ITEM N°	DESCRIPTION	PRICE €
	BT203SG	203 mm x 203 mm, 19 mm DEPTH, 13 mm R	47,00


STAINLESS STEEL WALKING GROOVER

PHOTO	ITEM N°	DESCRIPTION	PRICE €
	BT203WSGC	203 mm x 203 mm, 19 mm DEPTH, 13 mm R Complete with adaptor BT696 (for fitting BT00055 snap handle)	85,00

BRONZE HAND EDGERS

PHOTO	ITEM N°	DESCRIPTION	PRICE €
	BT70BE	152 mm X 70 mm, 6 mm R, 16 mm LIP	25,50

BRONZE HAND GROOVER


PHOTO	ITEM N°	DESCRIPTION	PRICE €
	BT152BG	152 mm X 114 mm, W 13 mm, 25 mm DEPTH	39,00

PRICE LIST

APRIL 2025




BRONZE WALKING EDGERS

PHOTO	ITEM N°	DESCRIPTION	PRICE €
	BT152BWE	152 mm x 102 mm, 6 mm R, 16 mm LIP	31,50


IRON TAMPS

PHOTO	ITEM N°	DESCRIPTION	PRICE €
	BT203HTC	8" X 8" 203 X 203mm CAST IRON HAND TAMP WITH WOODEN HANDLE	41,00
	BT305HTC	10" X 10" 254 X 254mm CAST IRON HAND TAMP WITH WOODEN HANDLE	51,50

PRY BAR

PHOTO	ITEM N°	DESCRIPTION	PRICE €
	BT14956	FORM WORK PRY BAR	41,00
	BT16595	HEAVY DUTY FORM WORK PRY BAR	56,00

REBAR BENDERS & CUTTERS


PHOTO	ITEM N°	DESCRIPTION	PRICE €
	BT58	REINFORCING BAR CUTTER & BENDER	305,50

PRICE LIST

APRIL 2025



MINI ROCKER ADAPTOR

PHOTO	ITEM N°	DESCRIPTION	PRICE €
	BT45R	CAN BE USE WITH BASE ADAPTOR BELOW FOR BULLFLOATS & FRESNO BLADES INSTEAD OF PITCH CONTROL HEAD. WORKS ALSO WITH WALKING EDGERS AND GROOVERS. SNAPLOCK EXTENSION HANDLES CLIP ON TO IT.	24,50

WOODEN HANDLE WITH STEEL ADAPTOR


PHOTO	ITEM N°	DESCRIPTION	PRICE €
	BT12328	ADAPTOR ONLY FOR WOODEN HANDLE	12,50
	BT12328C	WOODEN HANDLE WITH STEEL ADAPTOR FOR USE WITH WALKING GROOVER AND EDGER	37,50

PRICE LIST

APRIL 2025




BETON EURO SCREED - DRIVE UNIT

PHOTO	ITEM N°	DESCRIPTION	PRICE €
	BTS35H.1	POWERED BY HONDA GX35, 1,3 HP Weight: 12.7 kg 50 db(A)	1.061,50

BETON EURO SCREED PROFILS

PHOTO	ITEM N°	DESCRIPTION	PRICE €
	BT1200S	1.2 m Weight: 2.9 kg	112,00
	BT1800S	1.8 m Weight: 4.4 kg	192,00
	BT2400S	2.4 m Weight: 5.8 kg	251,00
	BT3000S	3.0 m Weight: 7.3 kg	315,50
	BT3650S	3.6 m Weight: 8.2 kg	382,50
	BT4250S	4.2 m Weight: 10.2 kg	443,50
	BT4850S	4.8 m Weight: 11.6 kg	518,00

BETON WIDE BAY TRUSS SCREED

PHOTO	ITEM N°	DESCRIPTION	PRICE €
	BTSUPMB0010	0.71 m (2.5FT) SCREED EXTENSION SECTION	1.140,00
	BTSUPMB0020	1.32 m (5FT) SCREED EXTENSION SECTION	1.601,00
	BTSUPMB0030	2.54 m (7.5FT) SCREED EXTENSION SECTION	2.767,00
	BTSUPMB0040	SCREED DRIVE KIT INCLUDING HONDA GX270 ENGINE	3.730,50
	BTSUPMB0050	WINCH & HANDLE KIT	931,50
	BTSUPMB0060	HYDRAULIC WINCH KIT	On Request

PRICE LIST

APRIL 2025



BT VIBRA TAMP BULLFLOAT




PHOTO	ITEM N°	DESCRIPTION	PRICE €
	BTVTBF1500	VIBRA TAMP BULLFLOAT POWERED BY HONDA GX25 ENGINE C/W 1,5 M ALUMINIUM BLADE COMPLETE WITH 3 x 1,8 m EXTENSION SNAP LOCK HANDLES	814,00
	BTVTBF2000	VIBRA TAMP BULLFLOAT POWERED BY HONDA GX25 ENGINE C/W 2,0 M ALUMINIUM BLADE COMPLETE WITH 3 x 1,8 m EXTENSION SNAP LOCK HANDLES	844,00
	BTVTBF2500	VIBRA TAMP BULLFLOAT POWERED BY HONDA GX25 ENGINE C/W 2,5 M ALUMINIUM BLADE COMPLETE WITH 3 x 1,8 m EXTENSION SNAP LOCK HANDLES	877,00
	BTVTBF3000	VIBRA TAMP BULLFLOAT POWERED BY HONDA GX25 ENGINE C/W 3,0 M ALUMINIUM BLADE COMPLETE WITH 3 x 1,8 m EXTENSION SNAP LOCK HANDLES	907,50
	BTVTBLADE1500	1,5 M BLADE	268,50
	BTVTBLADE2000	2,0 M BLADE	298,50
	BTVTBLADE2500	2,5 M BLADE	331,50
	BTVTBLADE3000	3,0 M BLADE	361,50

PRICE LIST


APRIL 2025



BETON CONCRETE SLAB SAWS

PHOTO	ITEM N°	DESCRIPTION	PRICE €
	BTCS350	CONCRETE SAW POWERED BY HONDA GX270 9 HP Dimensions: L 915 mm, W 380 mm, H 990 mm Weight: 69 kg	1.958,00
	BTCS500H390C	CONCRETE SAW POWERED BY HONDA GX390 13 HP Dimensions: L 1088 mm, W 580 mm, H 925 mm Weight: 140 kg	2.641,00
	BTCS501	CONCRETE SAW POWERED BY HONDA GX390 13 HP Dimensions: L 1730 mm, W 485 mm, H 850 mm Weight: 163 kg	2.637,00

BETON EARLY ENTRY SAWS

PHOTO	ITEM N°	DESCRIPTION	PRICE €
	BTCS006EE	6" EARLY ENTRY SAW POWERED BY HONDA GX120 3,5 HP Dimensions: L 915 mm, W 380 mm, H 990 mm Weight: 40 kg	2.300,00
	BTCS010EE	10" EARLY ENTRY SAW POWERED BY HONDA GX270 9 HP Dimensions: L 1480 mm, W665 mm, H 1100 mm Weight: 163 kg	11.250,00

BLADES



PHOTO	ITEM N°	DESCRIPTION	PRICE €
	BTDB350C	DIAMOND BLADE 350 MM CONCRETE 25,4/20,00 MM	74,00
	BTDB350CA	DIAMOND BLADE 350 MM GREEN CONCRETE AND/OR ASPHALT 25,4/20,00 MM	141,00
	BTDB400C	DIAMOND BLADE 400 MM CONCRETE 25,4/20,00 MM	90,00
	BTDB450A	DIAMOND BLADE 450 MM ASPHALT 25,4 MM	242,00
	BTDB500C	DIAMOND BLADE 500 MM CONCRETE 25,4 MM	242,00
		OTHER FORMATS ON REQUEST	
	BTDB006EE	SOFT CUT SAW BLADE 165 MM - 6"EARLY ENTRY SAW	98,00
	BTDB010EE	SOFT CUT SAW BLADE 254 MM - 10" EARLY ENTRY SAW	259,00

PRICE LIST






APRIL 2025



SURFACE PREPARATION

PHOTO	ITEM N°	DESCRIPTION	PRICE €
	BTSP10E	200 MM SURFACE PREP UNIT 1.5 KW, 230V, 50 HZ ELECTRIC MOTOR. C/W DRUM AND TCT CUTTERS Dimensions: L 950 mm, W 420 mm, H 960 mm Weight: 69 kg	2.366,00
	BTSP10H	200 MM SURFACE PREP UNIT HONDA GX160, 5.5 HP C/W DRUM AND TCT CUTTERS Dimensions: L 950 mm, W 420 mm, H 960 mm Weight: 61 kg	2.004,00

BTSP10 DRUM AND CONSUMABLES

PHOTO	ITEM N°	DESCRIPTION	PRICE €
	SP300155	COMPLETE CUTTER ASSY including drum body, shafts and cutters	603,50
	SP300152	DRUM BODY	168,00
	SP300153	CUTTER SHAFT (4 needed per Drum body)	9,50
	SP300160	WASHERS M12X30	1,00
	BT204016	TUNGSTERN CARBIDE CUTTERS 46 mm x 16 mm (84 needed per drum body)	5,00

PRICE LIST


APRIL 2025



HUMDINGER, VIBRATOR HEAD & FLEXIBLE SHAFT

PHOTO	ITE mm N°	DESCRIPTION	PRICE €
	HVU220+ HDV38/3	KIT: HUMDINGER VIBRATOR MOTOR, 3 HP, 50HZ, 230V + 3 m HOSE AND 38 mm NEEDLE	471,50
	HVU220	HUMDINGER VIBRATOR MOTOR, 3 HP, 50HZ, 230V	276,50
	HVU110	HUMDINGER VIBRATOR MOTOR, 3 HP, 50HZ, 110V	308,50
	HDV28/1	Head Diam. 28 mm - length 1 m	198,50
	HDV28/2	Head Diam. 28 mm - length 2 m	209,50
	HDV28/3	Head Diam. 28 mm - length 3 m	220,50
	HDV28/6	Head Diam. 28 mm - length 6 m	280,50
	HDV38/1	Head Diam. 38 mm - length 1 m	241,00
	HDV38/2	Head Diam. 38 mm - length 2 m	249,50
	HDV38/3	Head Diam. 38 mm - length 3 m	255,50
	HDV38/4	Head Diam. 38 mm - length 4 m	275,50
	HDV38/5	Head Diam. 38 mm - length 5 m	288,00
	HDV38/6	Head Diam. 38 mm - length 6 m	299,00
	HDV48/2	Head Diam. 48 mm - length 2 m	242,00
	HDV48/3	Head Diam. 48 mm - length 3 m	267,00
	HDV48/4	Head Diam. 48 mm - length 4 m	277,50
	HDV48/5	Head Diam. 48 mm - length 5 m	290,00
HDV58/4	Head Diam. 58 mm - length 4 m	317,00	
HDV58/5	Head Diam. 58 mm - length 5 m	329,50	

BACKPACK


PHOTO	ITE mm N°	DESCRIPTION	PRICE €
	HDBP35H	Backpack Concrete Vibrator drive unit c/w Honda GX35	756,00
	HDV38/2	Head Diam. 38 mm - length 2 m	249,50
	HDV38/3	Head Diam. 38 mm - length 3 m	255,50
	HDV48/2	Head Diam. 48 mm - length 2 m	242,00
	HDV48/3	Head Diam. 48 mm - length 3 m	267,00

PRICE LIST




APRIL 2025




PORT-A-VIBE CONCRETE VIBRATOR

PHOTO	ITE mm N°	DESCRIPTION	PRICE €
	BT45H	45 mm Head Diameter HONDA GX35	1.174,00


ROTAPOKA CONCRETE VIBRATOR

PHOTO	ITE mm N°	DESCRIPTION	PRICE €
	BTHPU	ROTAPOKA POWER UNIT HONDA GX160 5.5 HP (DYNAPAC PTO)	597,00
	BTHPU/BTP	ROTAPOKA POWER UNIT BTP200 (DYNAPAC PTO)	353,00
	BTHPU/YD	ROTAPOKA POWER UNIT YANMAR DIESEL L48 4.7 HP	1.658,00
	BTEPU110	ELECTRIC UNIT 110V, 50HZ	292,00
	BTEPU230	ELECTRIC UNIT 230V, 50HZ	292,00
	BTEPU230/380	ELECTRIC UNIT 230-380V 3PHASE	292,00

ROTAPOKA VIBRATOR HEADS & FLEXIBLE SHAFT, 6 / 12 METERS, Twin claw coupling

PHOTO	ITE mm N°	DESCRIPTION	PRICE €
	BTRP25	25 mm DIA HEAD C/W 6 m FLEXIBLE SHAFT & TWIN CLAW COUPLING	183,50
	BTRP35	35 mm DIA HEAD C/W 6 m FLEXIBLE SHAFT & TWIN CLAW COUPLING	190,50
	BTRP50	50 mm DIA HEAD C/W 6 m FLEXIBLE SHAFT & TWIN CLAW COUPLING	215,00
	BTRP60	60 mm DIA HEAD C/W 6 m FLEXIBLE SHAFT & TWIN CLAW COUPLING	251,00
	BTRP35/12	35 mm DIA HEAD C/W 12 m FLEXIBLE SHAFT & TWIN CLAW COUPLING	265,00
	BTRP50/12	50 mm DIA HEAD C/W 12 m FLEXIBLE SHAFT & TWIN CLAW COUPLING	290,50
	BTRP60/12	60 mm DIA HEAD C/W 12 m FLEXIBLE SHAFT & TWIN CLAW COUPLING	323,00

SUBMERSIBLE PUMP (use with Rotapoka BTHPU power units)

PHOTO	ITE mm N°	DESCRIPTION	PRICE €
	BTSP75GREY	75 mm SUBMERSIBLE PUMP, 6 M SHAFT, 10 M DISCHARGE HOSE WITH QUICK RELEASE FIRE HOSE COUPLING 75 M ³ /HOUR	366,00

VIPER HIGH FREQUENCY INVERTOR TYPE VIBRATOR


PHOTO	ITE mm N°	DESCRIPTION	PRICE €
	BTHFE38/5V	Diam. HEAD 38 mm - 5 METER HOSE & 15 METER CABLE - 230V	1.104,50
	BTHFE50/5V	Diam. HEAD 50 mm - 5 METER HOSE & 15 METER CABLE - 230V	1.137,00
	BTHFE60/5V	Diam. HEAD 60 mm - 5 METER HOSE & 15 METER CABLE - 230V	1.158,50

PRICE LIST

APRIL 2025




HIGH FREQUENCY CONVERTOR UNITS

PHOTO	ITE mm N°	DESCRIPTION	PRICE €
	BTFC200/11/1-D	HIGH FREQUENCY CONVERTOR 1PHASE 1,1 KVA	560,00
	BTFC200/25/2-D	HIGH FREQUENCY CONVERTOR 1PHASE 2,5 KVA	1.080,00
	BTFC200/18/2	HIGH FREQUENCY CONVERTOR 3PHASE 1,8 KVA	1.422,00
	BTFC200/45/4	HIGH FREQUENCY CONVERTOR 3PHASE 4,5 KVA	1.722,00

HIGH FREQUENCY VIBRATORS

PHOTO	ITE mm N°	DESCRIPTION	PRICE €
	BTHFC35/5	35 mm DIA HF VIBRATOR 5 METER HOSE	537,00
	BTHFC35/12	35 mm DIA HF VIBRATOR 12 METER HOSE	567,00
	BTHFC50/5	50 mm DIA HF VIBRATOR 5 METER HOSE	590,00
	BTHFC50/12	50 mm DIA HF VIBRATOR 12 METER HOSE	697,00
	BTHFC60/5	60 mm DIA HF VIBRATOR 5 METER HOSE	726,00
	BTHFC60/12	60 mm DIA HF VIBRATOR 12 METER HOSE	749,00




PNEUMATIC CONCRETE VIBRATORS




PHOTO	ITE mm N°	DESCRIPTION	PRICE €
	BTPV28/2	DIA mm HEAD 28 mm - 2 METER PNEUMATIC HOSE C/W INLINE LUBRICATOR	419,00
	BTPV35/2	DIA mm HEAD 35 mm - 2 METER PNEUMATIC HOSE C/W INLINE LUBRICATOR	401,00
	BTPV45/2	DIA mm HEAD 45 mm - 2 METER PNEUMATIC HOSE C/W INLINE LUBRICATOR	457,00
	BTPV55/2	DIA mm HEAD 55 mm - 2 METER PNEUMATIC HOSE C/W INLINE LUBRICATOR	481,00
	BTPV65/2	DIA mm HEAD 65 mm - 2 METER PNEUMATIC HOSE C/W INLINE LUBRICATOR	492,50
	BTPV75/2	DIA mm HEAD 75 mm - 2 METER PNEUMATIC HOSE C/W INLINE LUBRICATOR	542,00
	BTPV85/2	DIA mm HEAD 85 mm - 2 METER PNEUMATIC HOSE C/W INLINE LUBRICATOR	633,00
	BTPV105/2	DIA mm HEAD 105 mm - 2 METER PNEUMATIC HOSE C/W INLINE LUBRICATOR	898,50
		Additional Hose length / per METER	15,50

PRICE LIST

APRIL 2025



RAMMERS			
PHOTO	ITEM N°	DESCRIPTION	PRICE €
	BTR60H	60 KG RAMMER HONDA GX100R Dimensions: L 325 mm, W 250 mm Weight: 65 kg	2.051,00
	BTR76H	76 KG RAMMER HONDA GX120R Dimensions: L 325 mm, W 280 mm Weight: 76 kg	2.354,00
	BTR78Y	78 KG RAMMER YANMAR L48 DIESEL Dimensions: L 325 mm, W 280 mm Weight: 80 kg	4.013,00

BATTERY RAMMER			
PHOTO	ITEM N°	DESCRIPTION	PRICE €
	BTR60B	60 KG RAMMER HONDA eGXE2.OS 1,8 kW INCLUDING 72V/10Ah BATTERY and 10A CHARGER Dimensions: L 325 mm, W 250 mm Weight: 65 kg	3.825,00
	HONCV0010	Charger 10A For Honda eGX	720,00
	HONCP0010	Battery 72V /10 Ah For Honda eGX	999,00

PRICE LIST

APRIL 2025



REVERSIBLE PLATE COMPACTOR

PHOTO	ITEM N°	DESCRIPTION	PRICE €
	BTPC60RH	REVERSIBLE PLATE COMPACTOR HONDA GX160 Dimensions: L 480 mm, W 350 mm Weight: 80 kg	2.176,00
	BTPC160H	REVERSIBLE PLATE COMPACTOR HONDA GX200 Dimensions: L 700 mm, W 430 mm Weight: 160 kg	2.765,00
	BTPC160Y	REVERSIBLE PLATE COMPACTOR YANMAR L70 DIESEL Dimensions: L 700 mm, W 430 mm Weight: 180 kg	4.427,00
	BTPC240Y	REVERSIBLE PLATE COMPACTOR YANMAR L70 DIESEL Dimensions: L 700 mm, W 450 mm Weight: 260 kg	5.535,00
	BTPC350Y	REVERSIBLE PLATE COMPACTOR YANMAR L100 DIESEL Dimensions: L 860 mm, W 485 mm Weight: 350 kg	8.859,00
	BTPC405Y	REVERSIBLE PLATE COMPACTOR YANMAR L100 DIESEL Dimensions: L 900 mm, W 500 mm Weight: 450 kg	9.967,00

PRICE LIST





APRIL 2025



FORWARD PLATE COMPACTOR

PHOTO	ITEM N°	DESCRIPTION	PRICE €
	BTPC60H	PLATE COMPACTOR HONDA GX160 Dimensions: L 500 mm, W 360 mm Weight: 65 kg	1.029,00
	BTPC70H	PLATE COMPACTOR HONDA GX160 Dimensions: L 546 mm, W 420 mm Weight: 70 kg	1.143,00
	BTPC95H	PLATE COMPACTOR HONDA GX160 INCL. WATERTANK Dimensions: L 530 mm, W 500 mm Weight: 95 kg	1.372,00
	BTPC110Y	PLATE COMPACTOR YANMAR L48 DIESEL INCL. WATERTANK Dimensions: L 525 mm, W 500 mm Weight: 110 kg	3.095,00

BATTERY PLATE COMPACTORS

PHOTO	ITEM N°	DESCRIPTION	PRICE €
	BTPC70B	PLATE COMPACTOR HONDA eGXE2.OH 1,8 kW INCLUDING 72V/10Ah BATTERY and 10A CHARGER Dimensions: L 546 mm, W 420 mm Weight: 70 kg	3.360,00
	BTPC95B	PLATE COMPACTOR HONDA eGXE2.OH 1,8 kW INCLUDING 72V/10Ah BATTERY and 10A CHARGER Dimensions: L 530 mm, W 500 mm Weight: 95 kg	3.500,00
	HONCV0010	Charger 10A For Honda eGX	720,00
	HONCP0010	Battery 72V /10 Ah For Honda eGX	999,00

PRICE LIST

APRIL 2025



PAVEMENT ROLLER

PHOTO	ITEM N°	DESCRIPTION	PRICE €
	BTPR550H	PAVEMENT ROLLER HONDA GX160 Dimensions: L 1220 mm, W 550 mm, H 660 mm Weight: 110 kg	2.067,50

PLATE COMPACTOR - OPTIONS

PHOTO	ITEM N°	DESCRIPTION	PRICE €
	BTRM60	RUBBER MAT - BTPC60	77,50
	BTRM70	RUBBER MAT - BTPC70	77,50
	BTRM95	RUBBER MAT - BTPC95	77,50
	BTRM160	RUBBER MAT - BTPC160	98,50
	BTWT	WATER TANK for all forward plate compactors	98,50
	BTWT60	WATER TANK with support frame - BTPC60RH / BTPC160	109,00
	PC200400	EXTENSION PLATES BTPC350 (SET) + 7,5 cm on both sides	409,50
	PC200500	EXTENSION PLATES BTPC405 (SET) + 7,5 cm on both sides	513,00

PRICE LIST

APRIL 2025



ROLLER			
PHOTO	ITEM N°	DESCRIPTION	PRICE €
	BTDR700Y	700 KG ROLLER YANMAR L100 Dimensions: L 2550 mm, W 700 mm, H 1250 mm Weight: 820 kg	13.774,00


0

PRICE LIST

APRIL 2025



CATALYTIC CONVERTOR




PHOTO	ITEM N°	DESCRIPTION	PRICE €
	BTCAT0010	BLUE CATS HONDA GX120/GX160/GX200	373,00
	BTCAT0020	BLUE CATS HONDA GX270/GX240/GX390	715,00
	BTCAT0030	BLUE CATS HONDA GX630/GX690	1.062,00
	BTCAT0040	BLUE CATS VANGUARD 35HP (ORDER ON SPECIAL REQUEST)	1.114,00

PRICE LIST

APRIL 2025



FLOOR FINISHERS LIGHTS

PHOTO	ITEM N°	DESCRIPTION	PRICE €
	BTPAL1000	OVAL METAL HALIDE LIGHT - 230V - 110V INCL. BALLAST AND 12 M CABLE 2,5 MM²	710,00
	BTPAL200012	TRIPOD 1,15-2,75 M 3-STAGE OSILATED + CE FOR BOTH BTPAL AND BT LED LIGHT	98,50
	BTPAL0300L	LED FLOOD LIGHT 300W - AC100-277V - 50/60Hz -IP67 INCL. 12 M CABLE AND PLUG Dimensions: L 470 mm, W 400 mm Weight: 10 kg	541,00

PRICE LIST


APRIL 2025



SEALING JOINT

PHOTO	ITEM N°	DESCRIPTION	PRICE €
	JG40	4.0 mm / roll length 300 m	40,00
	JG42	4.2 mm / roll length 300 m	42,00
	JG46	4.6 mm / roll length 300 m	50,00
	JG52	5.2 mm / roll length 200 m	37,00
	JG54	5.4 mm / roll length 200 m	38,00
	JG56	5.6 mm / roll length 200 m	39,00

JOINT LAYING TROLLEY

PHOTO	ITEM N°	DESCRIPTION	PRICE €
	BTJT	JOINT TROLLEY FOR SEALING JOINT PLACEMENT	616,50

BETON TROWEL

CONCRETE FINISHING
& COMPACTION

BETON TROWEL

tel. +32 (0)52 315 350
tel. +32 (0)52 315 351

info@betontrowel.com
www.betontrowel.com

Nijverheidsstraat 10
B-1840 Londerzeel – Belgium

